

CORPORATE CHALLENGE REPORT AND SURVEY RESULTS

HIGHLIGHTS, WINS AND CHALLENGES

In this third-annual EPIC Corporate Challenge Survey, 56 member organizations participated making 2018 the highest number of survey participants to date.

The following are some key takeaways from this year's survey compared to the data collected from the same survey in 2016 and 2017.

1. The percentages of women on boards of directors (38.1%), in executive management roles (41.5%), and mid-level manager roles (45.8%) are up to 8.2 points higher than the same numbers reported in 2017 (30.6% for boards, 33.3% for executives and 39.4% for mid-level managers).
2. The percentage of new hires that are women at the board (46.5%) and executive levels (36.4%) has dropped when compared to a reported greater than 50% for both categories in 2016 and 2017.
3. The percentages of female applicants reporting is 32.3% on boards of directors and 27.5% for executive management roles.
4. 27.8% of participating EPIC member organizations reported having evaluated gender pay equity within the last three years.

Since female representation among current Boards of Directors, executives, and managers is far below 50%, female new hire rates need to be above current representation rates to get closer to parity.

The first step in hiring more women in upper-level management positions is to encourage and attract more women to apply for those positions in the first place. In 2018, 27.5% of Executive/Senior Level Officials & Managers applicants at participating EPIC members were female, compared to 34.7% of First/Mid Officials & Managers.

We have a big opportunity for education in regards to managing pay equity and best practices on conducting and evaluating an internal analysis.

The goals of the EPIC Corporate Challenge to be met by 2025 remain:

- **Increase EPIC members to 500**
- **Increase the percentage of women entry level managers to 45%**
- **Increase the percentage of executive level women to 35%**



BETH TOWNSEND



DIANE RAMSEY

Beth Townsend

EPIC Corporate Challenge Co-Chair and Director Iowa Workforce Development

Diane Ramsey

EPIC Corporate Challenge Co-Chair and Co-Founder Women Lead Change

Thank you for supporting the EPIC Corporate Challenge. It is a such a privilege to serve as the Honorary Chair of this public-private partnership effort. In 2016, Iowa was the second state in the country to launch this type of initiative. Within three years, more than 85 organizations became members of EPIC. That is amazing!

However, what is even more exciting is the huge momentum that we have heading into the New Year. I believe 2019 could be called the Year of Women in Iowa. Our state broke into the Top 10 for economic clout by women-owned businesses. Also, we ranked fourth in the country in terms of employment vitality for women. That is after our state ranked last in 2013. This tremendous improvement for women wasn't accomplished overnight nor by a single person or organization.

The EPIC Corporate Challenge helped us make a major difference. EPIC sponsors, members and the talented team behind the scenes have been instrumental in increasing the visibility of women leaders and female-owned businesses. Working together, we have seen the Women's Leadership Initiative achieve a tipping point in all four corners of our state. Our collaborative network comprised of the EPIC Corporate Challenge, Million Women Mentors, LIFT Iowa, NAWBO, Women Lead Change, FIN Capital Investments, the Iowa Center for Economic Success, and so many other vital partners, continues to thrive.

We cannot let up!

We're seeing females make history on so many fronts. Iowans elected the first woman Governor and two women to the U.S. House of Representatives, who joined our first female U.S. Senator. In 2019, we have 45 women serving in the state legislature. And, we know when women have a chance to lead in the public or private sectors, they bring new ideas and a different perspective to the table. Diversity of thought is our strength and we must continue to bring other women along with us. Just like this year's EPIC Corporate Challenge award winners.

So I encourage you to continue advocating to elevate women in leadership and maintain your support for this important statewide effort.

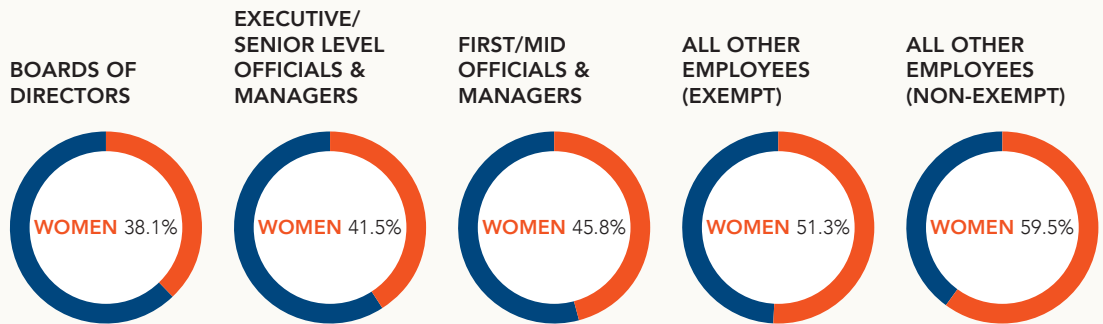
Sincerely,

Kim Reynolds
Governor of Iowa



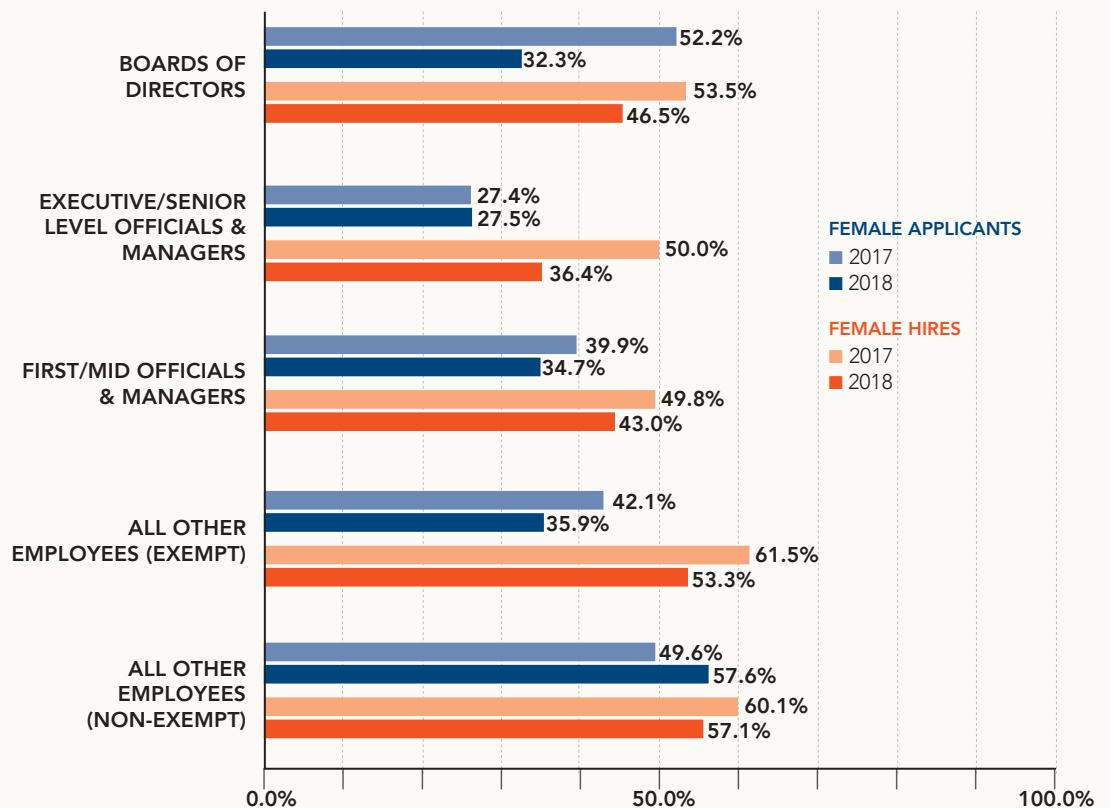
**GOVERNOR
KIM REYNOLDS**

% OF EMPLOYEES THAT ARE FEMALE BY CLASSIFICATION



The figures above show the percent of employees at participating EPIC members in September 2018 that are female by job classification. The "Exempt" and "Non-Exempt" differentiation for the "All Other Employees" classification refers to their status related to the Fair Labor Standards Act -- non-exempt employees are entitled to overtime pay whereas exempt employees are not. Among participating EPIC members, 59.5 percent of non-exempt and 51.3 percent of exempt sub-manager employees are female. Female representation gets smaller higher up the organization chart, as 45.8 percent of First/Mid Officials & Managers and 41.5 percent of Executive/Senior Level Officials & Managers are female. 38.1 percent of Directors on participating EPIC member boards are female, slightly lower than representation on the executive level.

% OF JOB APPLICANTS THAT ARE FEMALE BY CLASSIFICATION, 2017 & 2018 % OF NEW HIRES THAT ARE FEMALE BY CLASSIFICATION, 2017 & 2018



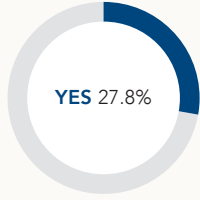
* 2017 is defined as October 1, 2016 - September 30, 2017; 2018 is defined as October 1, 2017 - September 30, 2018

The percent of female applicants is defined as the number of female applicants within the time period divided by the total number of applicants within the time period. Fewer EPIC members have the data to track applicants by sex, so the sample sizes for this measure are smaller than previous measures. The first step in hiring more women in upper-level management positions is to encourage and attract more women to apply for those positions in the first place. In 2018, 27.5 percent of Executive/Senior Level Officials & Managers applicants at participating EPIC members were female, compared to 34.7 percent of First/Mid Officials & Managers.

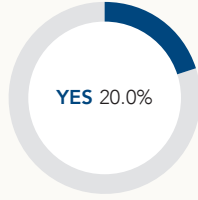
The percent of female hires is defined as the number of female hires within the time period divided by the total number of new hires within the time period. Since female representation among current Boards of Directors, executives, and managers is far below fifty percent, female new hire rates need to be above current representation rates to get closer to parity. This is the case for Boards as the female new hire rate (46.5%) was above the female representation rate (38.1%) in 2018 among participating EPIC members. The female new hire rates for executives and managers, however, were 36.4 and 43.0 percent, respectively, in 2018 (lower than the 41.5 and 45.8 percent respective female representation rates). One thing to note is that far fewer EPIC members reported new hire data than overall representation data, so these comparisons are not on the same set of organizations.

GENDER PAY EQUITY QUESTIONS

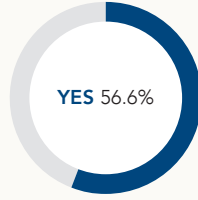
HAVE YOU EVALUATED GENDER PAY EQUITY WITHIN THE LAST THREE YEARS?



WAS THE ANALYSIS CONDUCTED BY A THIRD PARTY EVALUATOR?



HAVE YOU USED GENDER PAY EQUITY ANALYSIS TO MAKE ADJUSTMENTS TO WAGES OVER TIME?



All EPIC members were asked the following question: "Have you evaluated gender pay equity within the last three years?" Of those that responded, 27.8 percent had indeed done a pay evaluation. Of those that answered yes, 20.0 percent responded that the analysis was conducted by a third party evaluator and 55.6 percent responded that the pay equity analysis was used to make adjustments to wages over time.

NOTES ON METHODOLOGY USED

- The data from this report was gathered through a survey of EPIC Corporate Challenge member organizations in October-November 2018.
- There were 56 participating EPIC members. They are listed on the back.
- In order to protect the confidential information reported by the EPIC Corporate Challenge members, data throughout this report are suppressed if over two-thirds of the total number of reported employees in that cell are from one member.
- Data throughout the report are disaggregated by employee classification. Below are descriptions of those categories:
 - Board of Directors** – Members serving on the Board of Directors of your organization
 - Executive/Senior Level Officials & Managers** – Same definition as in the EEO-1 Job Classification Guide (eeoc.gov/employers/eeo1survey/jobclassguide.cfm)
 - First/Mid Officials & Managers** – Same definition as in the EEO-1 Job Classification Guide (eeoc.gov/employers/eeo1survey/jobclassguide.cfm)
 - All Other Employees (split into Exempt and Nonexempt)** – This category rolls up the following EEO-1 categories: Professionals, Technicians, Sales Workers, Administrative Support Workers, Craft Workers, Operatives, Laborers and Helpers, Service Workers. Exempt/Non-exempt status is defined by the Fair Labor Standards Act (dol.gov/whd/regs/compliance/hrq.htm#8).
- The data includes only employees located in Iowa and temporary/seasonal employees are excluded.
- Respondents were given the opportunity to leave comments with each set of questions they answered.
- Each question in the survey has an associated time window associated with it. Respondents were allowed to report for a different but similar time period if it reduced the burden on them to participate. A summary of the time windows reported is available at request.

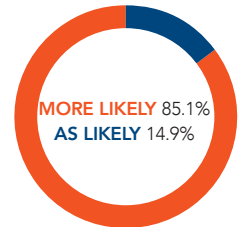
2018 EPIC AWARD WINNERS



MOST INNOVATIVE INITIATIVE INTRODUCE A GIRL TO ENGINEERING

Collins Aerospace began an Introduce a Girl to Engineering initiative in conjunction with the annual internationally-recognized Engineers Week each February. In 2018, this event hosted 680 female middle school students at 13 company locations with 300 employee volunteers. Each event pairs students with Collins engineers as they work through a variety of activities that represent different branches of engineering. Students participate through activities such as building a prosthetic hand for children in need, assembling drones, as well as touring engineering labs and hearing from a variety of keynote speakers to show how powerful and impactful a career in engineering can be.

AFTER SPENDING TIME AT COLLINS AEROSPACE, I AM MORE LIKELY, LESS LIKELY, OR AS LIKELY TO CONSIDER A CAREER IN ENGINEERING.



TRANSAMERICA®

MOST INNOVATIVE INITIATIVE TWIN PANEL STEERING COMMITTEE

Transamerica's Women's Impact Network (TWIN) Steering Committee Team (the Team) spearheaded a groundbreaking panel discussion, open to all Cedar Rapids employees, with the ten members of the company's America's Management Board (AMB) all of whom are based outside of Iowa. TWIN provides resources in various Transamerica offices across the country for men and women to connect, network and develop business acumen and leadership skills. A post event survey confirmed the success of the event revealing 93% satisfaction and many helpful comments which the Team has committed to sharing with the AMB.

"I REALLY ENJOYED THE PANEL DISCUSSION AND THOUGHT IT WAS INFORMATIVE AND GOOD TO SEE OUR SENIOR LEADERSHIP UP CLOSE AND INTERACTING WITH EACH OTHER."

PANEL ATTENDEE



EPIC SURVEY PARTICIPANTS LIST

ACT
Alliant Energy
Bankers Trust
BizFitters
BrownWinick
Business Publications Corporation, Inc.
Central College
City of Cedar Rapids
Coe College
Collins Community Credit Union
Conference Event Management
Corridor Business Journal
Davis Brown Law Firm
Delta Dental of Iowa
Des Moines Area Community College
Dress for Success Quad Cities
Emory Dry Ice, Inc.
Fareway Stores
FocusFirst, Inc.
Four Oaks
Greater Des Moines Partnership
Holmes Murphy
Hubbell Realty Company
Hy-Vee, Inc.
Intoxalock
Iowa Association of Business and Industry (ABI)
Iowa City VA Health Care System
Iowa Dept of Admin Services
Iowa Economic Development Authority
Iowa National Guard
Iowa Workforce Development
ITA Group, Inc.
ITC Midwest
Kreg Enterprises
Lincoln Savings Bank
McGough Construction
Merchants Bonding Company
Mercy Des Moines
Nationwide
Northeast Iowa Community College
Pearson
Pella Corp.
Rockwell Collins
Simpson College
Siouxland Chamber of Commerce
State of Iowa Office of the Governor
Transamerica
Trixie's Salon
United Fire Group (UFG)
United Way of East Central Iowa
UnityPoint Health - DM
University of Iowa
University of Northern Iowa
Van Meter, Inc.
Vermeer Corporation
Women Lead Change

EPIC ADVISORY COUNCIL

Honorary Chair
The Honorable Kim Reynolds
Governor of Iowa
Des Moines, Iowa

Co-chair
Diane Ramsey
Co-founder
Women Lead Change
Cedar Rapids, Iowa

Co-chair
Beth Townsend
Director
Iowa Workforce Development
Des Moines, Iowa

Karen Boriskey
Vice President of Human Resources
Hy-Vee, Inc.
West Des Moines, Iowa

Carole Chambers
President and CEO
West Des Moines
Chamber of Commerce
West Des Moines, Iowa

Debi Durham
Director
Iowa Economic
Development Authority
Des Moines, Iowa

Suzanne Heckenlaible
Vice President
Public Affairs
Delta Dental of Iowa
Johnston, Iowa

Catherine Huggins
Chief Advisor to the Governor
Des Moines, Iowa

Roxanne Kanne-Roush
Vice President –
Training and Development
Fareway Stores, Inc.
Boone, Iowa

Cindy Nodorf
Program Manager
Diversity & Inclusion
Transamerica
Cedar Rapids, Iowa

Tiffany O'Donnell
CEO
Women Lead Change
Cedar Rapids, Iowa

Karin Peterson
Vice President Human Resources
Pella Corporation
Pella, Iowa

Janet Phipps
Director
Department of Administrative Services
State of Iowa
Des Moines, Iowa

Mike Ralston
President
Iowa Association of Business
and Industry
Des Moines, Iowa

Ann Ruske
Senior Director
Commercial Systems HR Business
Partner
Collins Aerospace
Cedar Rapids, Iowa

Barbara Sloniker
Executive Vice President
Siouxland Chamber of Commerce
Sioux City, Iowa

Nancy Van Milligen
President and CEO
Community Foundation
of Greater Dubuque
Dubuque, Iowa

La Sheila Yates
Executive Director
and Chief Diversity Officer
Civil Rights Commission
City of Cedar Rapids
Cedar Rapids, Iowa



REGIONAL RESEARCH & ANALYSIS BUREAU
LABOR MARKET INFORMATION DIVISION
IOWA WORKFORCE DEVELOPMENT
1000 EAST GRAND AVENUE
DES MOINES, IOWA 50319-0209
TELEPHONE: (515) 281-7124
E-MAIL: EDOUTCOMES@IWD.IOWA.GOV